






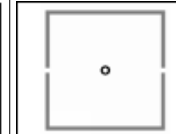






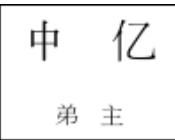

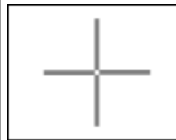
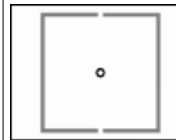


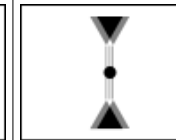

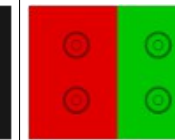
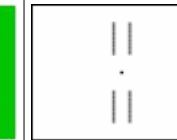
# POLA VISTAVISION VISUAL ACUITY TESTER LIST OF CHARTS


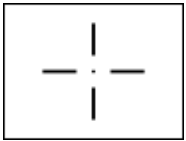




Snellen	Sloan	Tumbling E	Landolt's C	ETDRS Rf.	ETDRS R.	ETDRS L.	Allen	Symbols	Numbers
R, C, M, RG, BW, Cr, D	R, C, M, RG, BW, Cr, D	R, C, M, RG, BW, Cr, D	R, C, M, RG, BW, Cr, D	C, two working distance	C, two working distance	C, two working distance	6 symbols, R, C, M, RG, BW, Cr, D	2 sets of 4 symbols, R, C, M, RG, BW, Cr, D	R, C, M, RG, BW, Cr, D

HOTV	Contrast Sensitivity Test	Color Blindness Test	Stereo	Columns Bright Letters	Row Bright Letters	C.S. Chart – 6 lines	C.S. Chart – 12 lines	Phoria Horizontal	Phoria Vertical
R, C, M, RG, BW, Cr, D	144 calibrated stimuli, R, Graph report	25 brightness calibrated tables	15 tables, RG glasses	C, BW	C, BW	LogSC scale, R, C, 4 distance view	LogSC scale, R, C, 4 distance view	P, RG glasses	P, RG glasses

Red-Green	Worth Four Dot Test	Schober Test	Lancaster	Astigmatism Points	Coincidence Horizontal	Grids	Amsler	Children's Images	Hebrew Letters
R	RG glasses	RG glasses	2 tests: parallel, radial, BW	2 views, BW	P, RG glasses	2 grids, BW	6 tables, 3 working distance, Red, B, W	R, C, M, RG, BW, Cr, D	R, C, M, RG, BW, Cr, D
									

Chinese Ideograms	Sinusoidal Gratings	Cross (K)	Coincidence Vertical (H)	Indicator (Zv, Zo, DZ)	Stereo Triangle	Stereo Valence	Pola Red-Green Test	Cowen (C)	Osterberg
R, C, M, RG, BW, Cr, D	2 tests: sinusoidal, square bars; HV	MKH test	MKH test	3 MKH tests	St 12', St 6', St 9'	V 12', V 6', V 9'	2 tests	2 MKH tests	2 tests: stereo test, minute stereo test
									

Pola Letters, Numbers	Phoria Cross	Fixation Point	Child Movie	Eye Pictures	Tutorial Movies
w/wo fix point, 2 views	P, RG glasses				
				7 eye pictures	8 tutorial movies

**Notes:** P: polarized test C: contrast function R: Random M: Masking (single char, horizontal line, vertical line) RG: Red-Green  
 BW: Black White function Cr: crowding function D: descending visual acuity










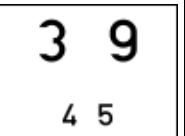
All VistaVision® products are engineered and produced by DMD Med Tech srl  
 Via Monviso, 14 – 10090 Villarbasse Torino Italy; Tel +39 0119528282; Fax +39 0119528402











[www.dmdmedtech.com](http://www.dmdmedtech.com), [medtech@dmd.it](mailto:medtech@dmd.it)



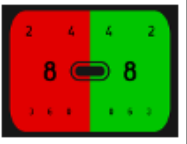






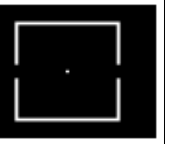










# VISTAVISION VISUAL ACUITY TESTER – LIST OF CHARTS



Snellen	Sloan	Tumbling E	Landolt's C	ETDRS Rf.	ETDRS R.	ETDRS L.	Allen	Symbols	Numbers
R, C, M, RG, BW, Cr, D	R, C, M, RG, BW, Cr, D	R, C, M, RG, BW, Cr, D	R, C, M, RG, BW, Cr, D	C, two working distance	C, two working distance	C, two working distance	6 symbols, R, C, M, RG, BW, Cr, D	2 sets of 4 symbols, R, C, M, RG, BW, Cr, D	R, C, M, RG, BW, Cr, D
									

HOTV	Contrast Sensitivity Test	Color Blindness Test	Stereo	Bright Letters	Columns Bright Letters	Row Bright Letters	C.S. Chart – 6 lines	C.S. Chart – 12 lines	Phoria Horizontal
R, C, M, RG, BW, Cr, D	144 calibrated stimuli, R, Graph report	25 brightness calibrated tables	15 tables, RG glasses	P, R, C, BW	C, BW	C, BW	LogSC scale, R, C, 4 distance view	LogSC scale, R, C, 4 distance view	P, RG glasses
									

Phoria Vertical	Phoria Cross	Red-Green	Worth Four Dot Test	Balance	Schober Test	Lancaster	Astigmatism Points	Coincidence Vertical	Coincidence Horizontal
P, RG glasses	RG glasses	R	RG glasses	R	RG glasses	2 tests: parallel, radial, BW	2 views, BW	P, RG glasses	P, RG glasses
									

Grids	Amsler	Children's Images	Hebrew Letters	Chinese Ideograms	Sinusoidal Gratings	Fixation Point	Child Movie	Eye Pictures	Tutorial Movies
2 grids, BW	6 tables, 3 working distance, Red, B, W	R, C, M, RG, BW, Cr, D	R, C, M, RG, BW, Cr, D	R, C, M, RG, BW, Cr, D	2 tests: sinusoidal, square bars; HV				
								7 eye pictures	8 tutorial movies

**Notes:** P: polarized test C: contrast function R: Random M: Masking (single char, horizontal line, vertical line) RG: Red-Green  
 BW: Black White function Cr: crowding function D: descending visual acuity

All VistaVision® products are engineered and produced by DMD Med Tech srl

Via Monviso, 14 – 10090 Villarbasse Torino Italy; Tel +39 0119528282; Fax +39 0119528402

[www.dmdmedtech.com](http://www.dmdmedtech.com), [medtech@dmd.it](mailto:medtech@dmd.it)

**DMD**  
MED TECH